

Student Migration in the Midwest: The Effects of the Midwest Student Exchange Program



Jennifer Dahlquist
Midwestern Higher Education Compact
Friday, November 7, 2008

AIRUM 2008: Planned and Prepared:
An Institutional Research Response to Change



The Midwestern Higher Education Compact



- Mission: Advancing Midwestern higher education through interstate cooperation and resource sharing
- Founded in 1991
- Acts as an instrumentality of state government
- Serves all sectors of public and private higher education and state government



MHEC's Core Functions



Cost Savings


- Computer Hardware & Software
- Property Insurance
- Telecommunications
- Office Products
- Healthcare
- Energy

Student Access

- Midwest Student Exchange Program
- e-Transcript Initiative (ETI)

Policy Research

- Policy Summits
- The Midwest PERL



Midwestern Higher Education Compact

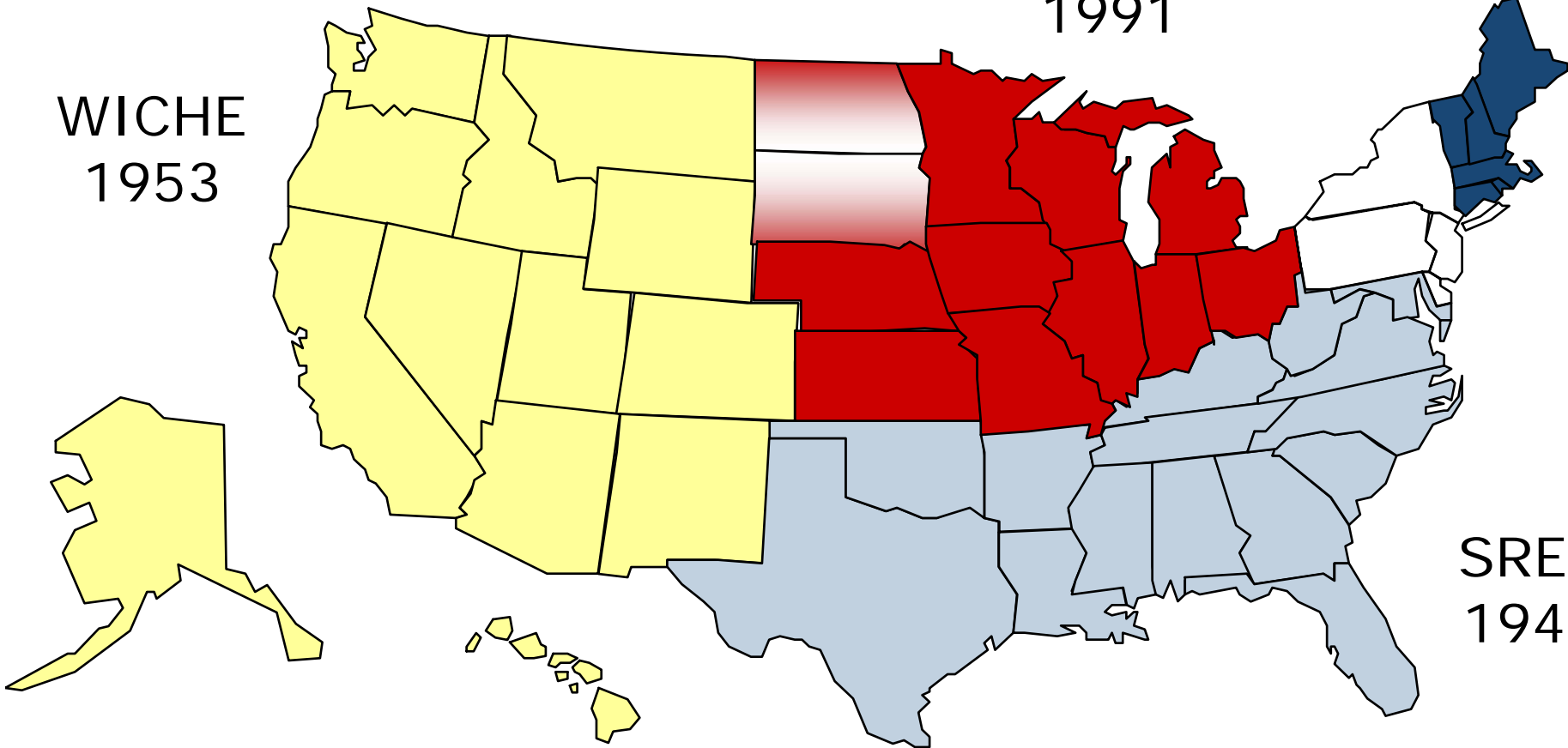


Interstate Compacts

MHEC
1991


NEBHE
1955

WICHE
1953



SREB
1948

The Commission



- MHEC is governed by a 60-member Commission of legislators, higher education leaders, and governors' representatives;
- Two Commissioners are appointed by each State's Legislature and generally three are appointed by each State's governor, one of which must be from higher education;
- The Commission meets annually; and
- The Commission's Executive Committee meets semi-annually.

Chair

Senator Charlie Shields (MO)



Vice Chair

Bill Goetz, Chancellor
North Dakota University System



Treasurer

Robert Downer, Regent
Board of Regents
State of Iowa



President

Larry Isaak






How Do States Benefit From MHEC?



- The 11* MHEC states have saved more than \$219 million from using MHEC programs since 1991
- In 2007-08 the 11 MHEC states realized \$44 million of savings to its entities and citizens from using MHEC programs
- Data on over 40 policy indicators provided annually, in addition to The Midwest PERL



Student Access At MHEC


- Student Access Advisory Committee (SAAC)
 - e-Transcript Initiative (ETI)
- Midwest Student Exchange Program (MSEP)



Student Access Advisory Committee (SAAC)



- Commission sought ways to expand student access core function throughout the region.
- Student Access Advisory Committee (SAAC) created in June 2005 charged with exploring regional opportunities to increase student access.
- Membership of 19 includes all 12 MHEC states, representing public & private as well as 2-year, 4-year, and graduate institutions as well as state legislatures



Student Access Advisory Committee (SAAC)

Areas of Focus



The ETI will serve as the main focus for 2008. As time and staff resources permit, the following projects/initiatives will be considered.

The Student Access Advisory Committee will strive to eliminate barriers to and increase access to postsecondary education opportunities.

To that end, SAAC proposes to:


- Explore collaborative partnerships with other like-minded organizations to expand college access across the Midwest.
- Explore possibilities in minority faculty development
- Explore opportunities in the area of college course articulation and transfer



The Midwest Student Exchange Program



- The Midwest's largest multi-state tuition reciprocity program
- Offers reduced tuition rates to residents of Kansas, Michigan, Minnesota, Missouri, Nebraska, North Dakota, and Wisconsin
- Public institutions charge eligible students no more than 150% of in-state tuition, private institutions offer eligible students a 10% discount.
- Established in 1994, modeled after WICHE's Western Undergraduate Exchange (WUE) Program



Why was the MSEP created?



MSEP was created to provide increased educational opportunities for students in the Midwest while promoting access and affordability in higher education, which is a key priority for MHEC.



How does a state and its institutions participate in the MSEP?



- State must sign the MSEP State Participation Agreement which enables (but does not commit) any institution to join MSEP
- Institutions in the state complete the Institutional Participation Declaration Form and outline their participation parameters
- Admission requirements, degree programs of student and enrollment limits are all set by each participating institution



How does the MSEP work?



Admission and eligibility requirements are set by the institution.
The following qualifiers may be added:

1. Available degree programs of study
2. Overall limit of number of MSEP students
3. Limit of MSEP students in particular degree programs
4. Minimum high school GPA or rank
5. Minimum ACT/SAT score
6. Limit to full-time students only
7. Limit to certain degree levels
8. Establish MSEP rate as a form of financial aid or tuition rate
9. Setting a special MSEP admission deadline
10. MSEP status renewal requirements



How do students enroll under the MSEP?



To apply as a MSEP student, students are asked to:

- Contact the Campus Coordinator at the participating MSEP institution
- Complete institution's application process, including any special MSEP required forms
- All enrollment and eligibility decisions are made by the institution itself



How is the MSEP marketed to students?



- MHEC provides an online searchable database of all program offerings on its website through the MSEP Access Navigator (<http://msepmhec.org>)
- Each of the state coordinating offices distribute the MSEP Brochures (approximately 20,000 total) to all the high schools in their states annually
- MSEP is listed in all the major scholarship websites and guides such as the College Board and Peterson's Guide



How can states and campuses benefit from MSEP?




- Students and their families save significant money
- Educational opportunities are expanded for residents
- States or regions can focus programs on workforce development efforts
- Individual campuses within a state can use the program as an enrollment management tool
- Campuses can focus program offerings
- Institutions participating in the program get increased marketing exposure through the MSEP Access Navigator and brochures and the MHEC website (students interested in the MSEP serve as the number one visitor to the MHEC website based on user trend statistics)
- States can plan a broad enrollment strategy rather than a hit and miss strategy through unilateral actions



MSEP Challenges & Opportunities



- Only 7 of the 12 MHEC states participate
- Marketing the program to all prospective students with limited resources
- Wisconsin joined as participating in fall 2007, expanding opportunities for students
- Illinois Board of Higher Education and Indiana Commission for Higher Education currently evaluating MSEP as an option for its institutions.
- MSEP Access Navigator allows students access to current up-to-date program information as well as allowing campuses the ability to update their information in a more timely manner



What are the typical program enrollments?




MSEP Enrollment by Students' Home State

State	Enrollment
Kansas	989
Michigan	463
Minnesota	193
Missouri	354
Nebraska	846
North Dakota	42
Wisconsin	374
TOTAL	3,261

MSEP Enrollment by Students' Enrollment State

State	Enrollment
Kansas	263
Michigan	58
Minnesota	578
Missouri	1,475
Nebraska	217
North Dakota	483
Wisconsin	187
TOTAL	3,261



Student Status



MSEP Student Enrollment Status

Status	Count of Students
Entering	1,168
Continuing	2,093
TOTAL	3,261

MSEP Student Graduation Status

Will Student Graduate This Year?	Count of Students
Yes	499
No	2,279
Unknown	483
TOTAL	3,261



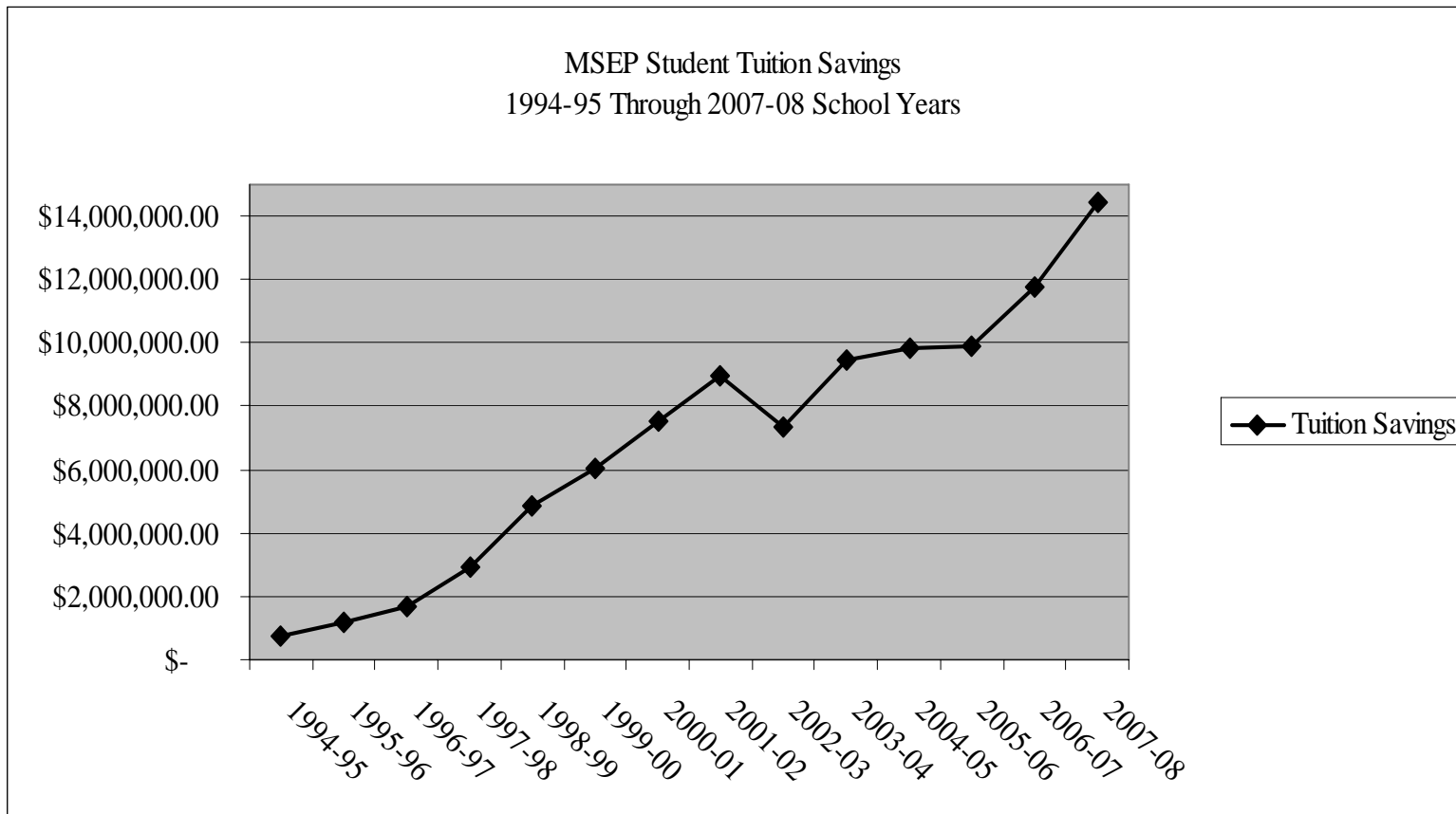
MSEP Student Tuition Savings




State	Average Savings Per Student
Kansas	\$ 4,142
Michigan	\$ 4,896
Minnesota	\$ 4,413
Missouri	\$ 5,352
Nebraska	\$ 4,001
North Dakota	\$ 5,752
Wisconsin	\$ 4,575
TOTAL	\$ 4,430



MSEP Student Tuition Savings 1994-95 Through 2007-08






Degree Program Participation



MSEP Degree Program Participation (Based on NCES CIP Codes) 2007-08 School Year

Count of Students

	Count of Students
Business, Management, Marketing, and Related Support Services	415
Education	318
Engineering	281
Health Professions and Related Clinical Sciences	234
Undecided	221
Visual and Performing Arts	179
Biological and Biomedical Sciences	156
Communication, Journalism, and Related Programs	135
Psychology	112
Agriculture, Agriculture Operations, and Related Sciences	109




MSEP Migration

2007-08 School Year



State	Import/Export Ratio (1=Importer)	Net In Migration	In Migration	Out Migration
Kansas	0.27	-726	263	989
Michigan	0.13	-405	58	463
Minnesota	2.99	385	578	193
Missouri	4.17	1,121	1,475	354
Nebraska	0.57	-363	483	846
North Dakota	5.17	175	217	42
Wisconsin	0.50	-187	187	374




Midwestern Migration

NCES, IPEDS Residency and Migration Survey
2004



State	Import/Export Ratio (1=Importer)	Net In Migration	In Migration	Out Migration
Illinois	0.49	-11,819	11,515	23,334
Indiana	1.95	6,457	13,282	6,825
Iowa	2.54	6,185	10,209	4,024
Kansas	1.38	1,409	5,112	3,703
Michigan	0.94	-533	7,936	8,469
Minnesota	0.81	-2,329	10,114	12,443
Missouri	1.20	1,529	9,175	7,646
Nebraska	0.94	-203	3,045	3,248
North Dakota	1.72	1,585	3,792	2,207
Ohio	0.84	-2,340	12,715	15,055
South Dakota	1.00	1	2,234	2,233
Wisconsin	0.90	-953	8,403	9,356
Nation	1.09	37,541	440,123	402,582




MSEP Migration

Compared to Overall Regional Migration Trends




State	Import/Export Ratio (1=Importer) Under MSEP	Import/Export Ratio (1=Importer) Overall
Kansas	0.27	1.38
Michigan	0.13	0.94
Minnesota	2.99	0.81
Missouri	4.17	1.20
Nebraska	0.57	0.94
North Dakota	5.17	1.72
Wisconsin	0.50	0.90



MSEP Program Participation and Workforce Development



CIP Code	Profession (BLS Occupation Codes)	Count	Openings
51	Health Professions and Related Clinical Sciences	234	57,710
13	Education	318	45,520
52	Business, Management, Marketing, and Related Support Services	415	17,370
44	Public Administration and Social Service Professions	36	15,810
47	Mechanic and Repair Technologies/Technicians	8	11,060
11	Computer and Information Sciences and Support Services	44	10,490
22	Legal Professions and Studies	5	2,470
14	Engineering	281	1,480
31	Parks, Recreation, Leisure, and Fitness Studies	74	730
15	Engineering Technologies/Technicians	94	280
TOTAL	All Fast Growing Professions	1,509	162,920



Additional Comments on MSEP and Workforce Development



During the 2007-08 School Year -

- 1,509 (or 46.27%) of MSEP students were enrolled in program corresponding to those with the most job openings between 2004-2014
- 1,752 (or 53.73%) of MSEP students were not



Closing Comments



- Many campuses have eliminated out-of-state tuition or cut it lower than the 150% MSEP rate
- Participation among campuses increased in fall 2008, 4 new campuses joined
- Indiana may soon join the program, possible effects?
- Role for MHEC in providing students with access to information about reduce tuition opportunities
- MSEP utilization to encourage reduced program duplication

Student Migration in the Midwest: The Effects of the Midwest Student Exchange Program



Jennifer Dahlquist
Midwestern Higher Education Compact
Friday, November 7, 2008

AIRUM 2008: Planned and Prepared:
An Institutional Research Response to Change